

GOSFORD HIGH SCHOOL



MATHEMATICS

HSC

2009/2010

Assessment Task 1

Time Allowed: 70 minutes

Instructions:

- All questions are **NOT** of equal value
- Start each **QUESTION** on a new page
- Write on one side of the page only
- Write your name on every page
- All necessary working should be shown in every question
- Marks may be deducted for careless or badly arranged work
- Board approved calculators may be used in all sections

Question 1: (12 Marks) Start a New Page for this Question

a) Find $\frac{d}{dx} (1 + 6x^2)^2$ 1 Mark

b) Find $\frac{dy}{dx}$ if $y = \frac{3x+4}{1-x^3}$ 2 Marks

c) Differentiate $x^3(3 - 2x)^3$. Write answer in simplest factored form 3 Marks

d) Differentiate $2x^3 - \frac{5}{x} - 3 - 2\sqrt{x}$ 2 Marks

e) i) Calculate: 2 Marks

$$\lim_{x \rightarrow -2} \frac{6x^2 + 21x + 18}{x + 2}$$

ii) A curve $y = f(x)$ is defined as 2 Marks

$$f(x) = \begin{cases} \frac{6x^2 + 21x + 18}{x + 2} & \text{for } x < -2 \\ x^2 - 1 & \text{for } x \geq -2 \end{cases}$$

Is the curve continuous at $x = -2$? Give reasons for your answer.

Question 2: (11 Marks) Start a New Page for this Question

a) Find the centre and radius of a circle with equation 3 Marks
 $x^2 - 2x + y^2 + 6y + 9 = 0$

b) A and B are the points $(-2,0)$ and $(0,-2)$ respectively. 3 Marks
Find the equation of the locus of the point $P(x,y)$ which moves so that the distance from A to P is three times the distance from B to the point P.

c) For the points A $(2,-1)$ and B $(0,1)$ show that the equation of the locus of a point P which moves so that PA and PB are at right angles is $x^2 - 2x + y^2 = 1$ 2 Marks

d) Find the equation of the locus of a point P (x,y) which moves so that it is equidistant from the point $(-2,2)$ and the line $x = 2$ 3 Marks

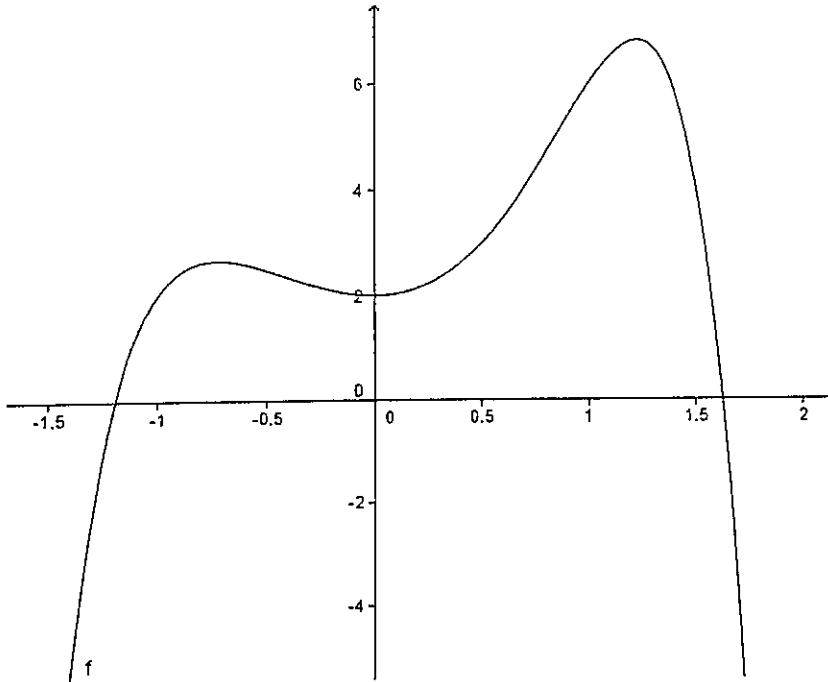
Question 3: (12 Marks) Start a New Page for this Question

- a) For the parabola $y = 4x^2$, find:
- i) the equation of the directrix 2 Marks
 - ii) the coordinates of the focus 1 Mark
- b) For the parabola $y = -\frac{1}{2}(x + 2)^2 + 1$
- i) Find the coordinates of the vertex 2 Marks
 - ii) Find the coordinates of the focus 2 Marks
- c) Write down the equation of the parabola with focus at $(2,4)$ and directrix $y = -2$. 2 Marks
- d) Find the focal length of the parabola with axis of symmetry $x = 2$ and vertex $(2, -3)$ which passes through the point $(4, -6)$ 3 Marks

Question 4: (15 Marks) Start a New Page for this Question

- a) Consider the curve
- $$y = x^3 - 9x^2 + 15x + 10$$
- i) Find the coordinates of the stationary points on the curve. 3 Marks
 - ii) Determine the nature of each of these stationary points. 2 Marks
 - iii) Find the coordinates of the point of inflexion 2 Marks
 - iv) Neatly sketch the curve for $0 \leq x \leq 7$, clearly labelling all important features including the y-intercept. 2 Marks
 - v) What are the greatest and least values of the function in the interval $0 \leq x \leq 7$ 1 Mark
- b) Given $f(x) = x^3 - 6x^2 + 9x - 5$, find for what values of x the function is increasing 2 Marks

- c) Below is a graph of $y = f(x)$. Trace or copy the diagram to your answer sheet and on the same number plane neatly sketch $y = f'(x)$ showing all important features 3 Marks



Question 5: (11 Marks) Start a New Page for this Question

- a) At what x -values on the curve $y = x^3 - 6x^2 - 30x + 5$ is the tangent to the curve parallel to the line $y = 6x - 5$ 2 Marks

- b) A continuous curve $y = f(x)$ has the following properties for the interval $a \leq x \leq b$: 3 Marks

$$f(x) > 0, f'(x) < 0 \text{ and } f''(x) > 0$$

Sketch a curve satisfying these conditions and state the greatest value of $f(x)$ in this interval.

- c) A quantity (Q) is decreasing at a decreasing rate. 2 Marks

Describe the signs of $\frac{dQ}{dt}$ and $\frac{d^2Q}{dt^2}$ where t is time

- d) i) Show that the curve $f(x) = \sqrt{1 - 2x}$ has no stationary points 2 Marks

- ii) Determine the concavity of $f(x)$ for all x values 2 Marks

Assessment Task 1

1) a) $2(1+6x) \times 12x = 24x(1+6x)$

b) $y' = \frac{(1-x^2) \times 3 - (3x+4) \times -3x^2}{(1-x^2)^2}$

$$= \frac{3-3x^3+9x^3+12x^2}{(1-x^2)^2}$$

$$= \frac{6x^3+12x^2+3}{(1-x^2)^2}$$

c) $x^3 \times 3(3-2x) \times -2 + (3-2x) \times 3x^2$
 $= (3-2x)^2(-6x^3+9x^2-6x^3)$
 $= 3x^2(3-2x)^2(3-4x)$

d) $y = 2x^3 - 5x^{-1} - 3 - 2x^{-1/2}$
 $y' = 6x^2 + 5x^{-2} - x^{-1/2}$
 $y' = 6x^2 + \frac{5}{x^2} - \frac{1}{\sqrt{x}}$

e) i) $\lim_{x \rightarrow 2} \frac{3(2x^2+7x+6)}{x+2}$
 $= \lim_{x \rightarrow 2} \frac{3(2x+3)(x+2)}{x+2}$

$$= 3(2x-2+3)$$

$$= -3$$

ii) $f(-2) = (-2)^2 - 1$
 $= 3$

Since $f(-2) \neq \lim_{x \rightarrow 2}$ the function is not continuous

2) a) $x^2 - 2x + 1 + y^2 + 6y + 9 = 0$
 $(x-1)^2 + (y+3)^2 = 1$

centre: $(1, -3)$

radius: 1

b) $PA = \sqrt{(x+2)^2 + y^2}$
 $PB = \sqrt{x^2 + (y+2)^2}$

$3PB = PA$

$$9(x^2 + (y+2)^2) = (x+2)^2 + y^2$$

$$9x^2 + 9y^2 + 36y + 36 = x^2 + 4x + 4 + y^2$$

$$8x^2 - 4x + 8y^2 + 36y = -32$$

c) $m_{PA} = \frac{y+1}{x-2}$ $m_{PB} = \frac{y-1}{x}$

For a right angle

$$m_1 m_2 = -1$$

$$\frac{y+1}{x-2} \times \frac{y-1}{x} = -1$$

$$y^2 - 1 = -x^2 + 2x$$

$$x^2 - 2x + y^2 = 1$$

d) focus: $(-2, 2)$

focal length = 2

vertex: $(0, 2)$

$$(y-2)^2 = 4a(x-0)$$

$$(y-2)^2 = -8x$$

3) a) i) focal length = $\frac{1}{16}$

$$y = -\frac{1}{16}$$

ii) focus = $(0, \frac{1}{16})$

b) i) $(-2, 1)$

ii) $2(y-1) = (x+2)^2$

$$a = \frac{1}{2}$$

focus = $(-2, \frac{1}{2})$

c) focal length = 3

$$(x-2)^2 = 12(y-1)$$

d) $(x-2)^2 = 4a(y+3)$

$$(4-2)^2 = 4a(-6+3)$$

$$4 = -12a$$

$$a = -\frac{1}{3}$$

$$(x-2)^2 = -\frac{4}{3}(y+3)$$

4) a) i) $y = x^3 - 9x^2 + 15x + 10$

$$y' = 3x^2 - 18x + 15$$

$$y'' = 6x - 18$$

$$3(x^2 - 6x + 5) = 0$$

$$(x-5)(x-1) = 0$$

$$x=1 \quad x=5$$

$$y=17 \quad y=-15$$

ii) $(1, 17)$ is a max

$(5, -15)$ is a min

iii) $6x - 18 = 0$

$$x = 3$$

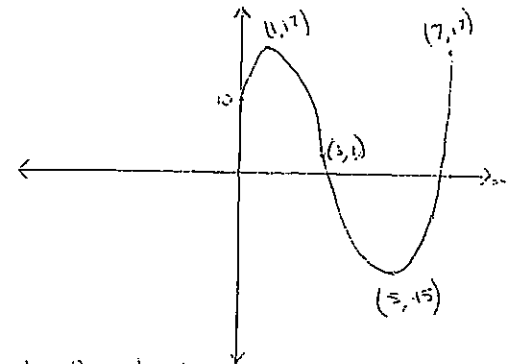
$$y = 1$$

test y'' on both sides

x	2	3	4
y''	-6	0	6

$\therefore (3, 1)$ is a point of inflexion

iv) at $x=0$ $y=10$
 $x=7$ $y=17$
 y -intercept is 10



v) Greatest 17

Least -15

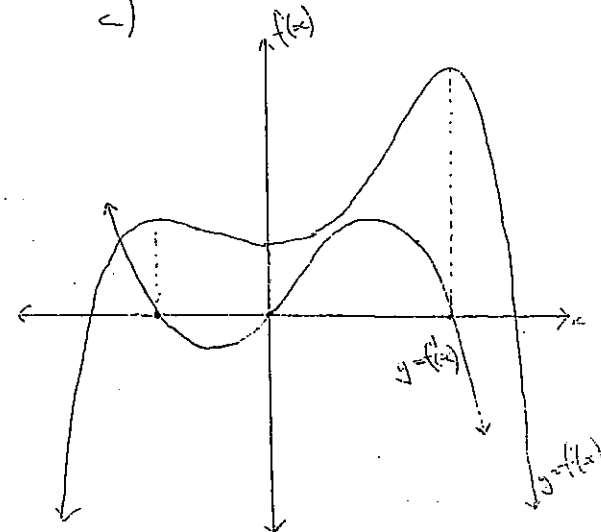
b) $f(x) = 3x^2 - 12x + 9$

$$3(x^2 - 4x + 3) > 0$$

$$3(x-3)(x-1) > 0$$

$$x < 1 \text{ or } x > 3$$

c)



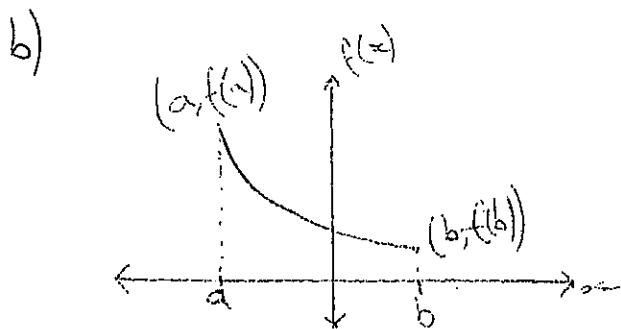
$$5) a) \quad y' = 3x^2 - 12x - 30$$

$$3x^2 - 12x - 30 = 6$$

$$3(x^2 - 4x - 12) = 0$$

$$(x-6)(x+2) = 0$$

$$x = -2 \text{ or } x = 6$$



Greatest value = $f(a)$

$$c) \quad \frac{dQ}{dt} < 0 \quad \frac{d^2Q}{dt^2} > 0$$

$$d) i) \quad f'(x) = \frac{1}{2}(1-2x)^{-\frac{1}{2}} x - 2$$

$$\frac{-1}{\sqrt{1-2x}} = 0$$

$$-1 = 0$$

∴ no stationary points

$$ii) \quad f''(x) = \frac{1}{2}(1-2x)^{-\frac{3}{2}} x - 2$$

$$= -\frac{1}{(\sqrt{1-2x})^3}$$

since $\sqrt{1-2x}$ is always positive
 $f''(x)$ is always negative.
 So $f(x)$ is concave down

Question 5

a) $y = x^3 - 6x^2 - 30x + 5$

where is $y' = 6$

$$y' = 3x^2 - 12x - 30 = 6$$

$$3x^2 - 12x - 36 = 0$$

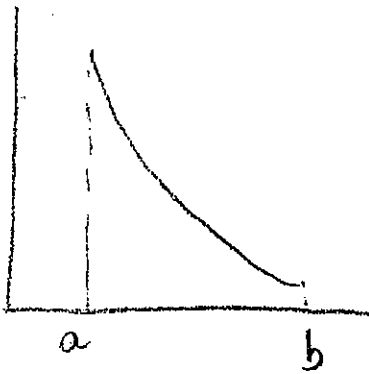
$$x^2 - 4x - 12 = 0$$

$$(x-6)(x+2) = 0$$

$$x = 6 \text{ or } -2$$

(2)

b)



Greatest value is $f(a)$

least value is $f(b)$

(3)

c) $\frac{dQ}{dt} < 0$

$\frac{d^2Q}{dt^2} < 0$ (2)

d) $f(x) = (1-2x)^{\frac{1}{2}}$ OR $f'(x) = \frac{1}{2}(1-2x)^{-\frac{1}{2}} = \frac{-1}{\sqrt{1-2x}}$ (

For stationary pts, $y' = 0$

$$\frac{-1}{\sqrt{1-2x}} = 0$$

No solutions

ii) $f''(x) = -1 \times -\frac{1}{2}(1-2x)^{-\frac{3}{2}} = \frac{-1}{\sqrt{(1-2x)^3}}$

$f''(x)$ is always negative in its domain
Domain $x \leq \frac{1}{2}$. But $f''(x)$ undefined at $x = \frac{1}{2}$

∴ Curve concave down for $x < \frac{1}{2}$ (∴ gradient at $x = \frac{1}{2}$ is infinite). No concavity for $x > \frac{1}{2}$.
Curve does not exist for $x > \frac{1}{2}$