

Name: Teacher:

SYDNEY TECHNICAL HIGH SCHOOL
(Est. 1911)



Year 12

Mathematics

Assessment Task 2

March 2013

Time allowed: 70 minutes

Instructions:

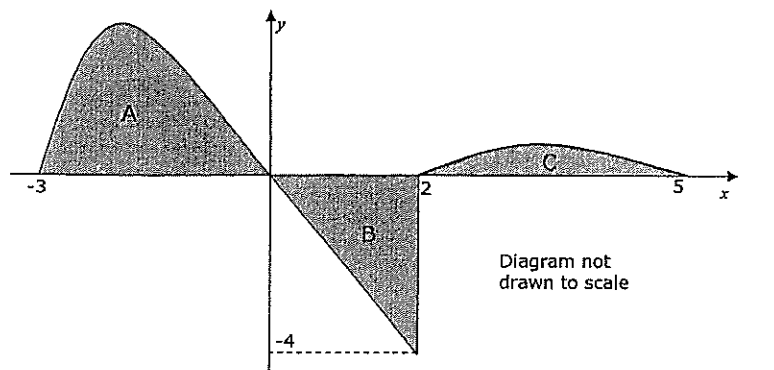
- Write your name and class at the top of this page.
- These questions must be handed in on the *top* of your answers
- Attempt all questions.
- All necessary working must be shown.
- Begin each question on a new page.
- Answer Section I on the Multiple Choice answer sheet provided.
- Answer Section II on the blank paper provided.

Section 1	Q6	Q7	Q8	Q9	Q10	TOTAL

Section I

Use the multiple choice answer sheet. Select the alternative A, B, C or D that best answers the question. Fill the response oval completely.

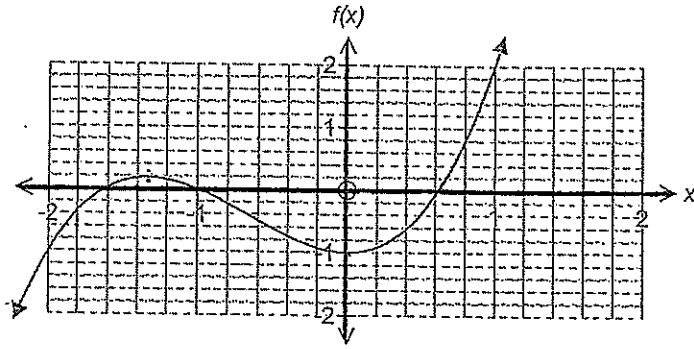
- Given that $f(x) = \frac{1}{(3x+1)^3}$, which is the correct expression for $f'(x)$?
A. $\frac{-3}{(3x+1)^2}$ B. $\frac{-9}{(3x+1)^2}$ C. $\frac{-3}{(3x+1)^4}$ D. $\frac{-9}{(3x+1)^4}$
- If $f'(x) < 0$ and $f''(x) > 0$ for all x over a given domain, which of the following describes the graph of $y = f(x)$?
A. Increasing and concave up
B. Increasing and concave down
C. Decreasing and concave up
D. Decreasing and concave down
- The graph of $y = f(x)$ is shown in the diagram below. The shaded areas are bounded by the curve and the x-axis. The area of region A is 8 square units and the area of region C is 1 square unit.



The value of $\int_{-3}^5 f(x) dx$ is:

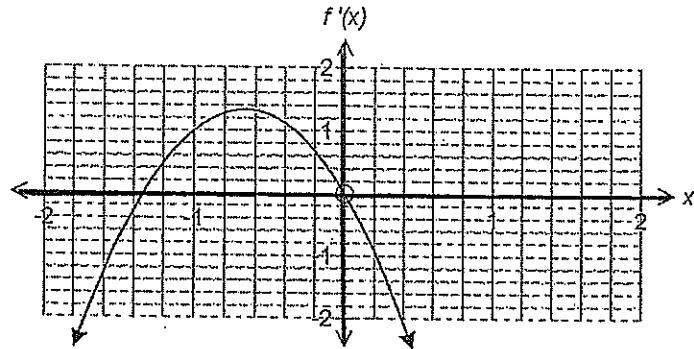
- A. 5 B. 13 C. 1 D. 17
- $\sum_{n=5}^{30} (2n-1) =$
A. 59 B. 50 C. 884 D. 85

5.

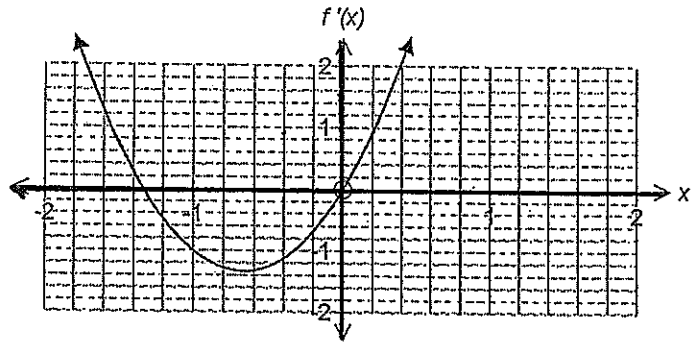


Given the $f(x)$ curve above, which of the following represents the curve for $f'(x)$?

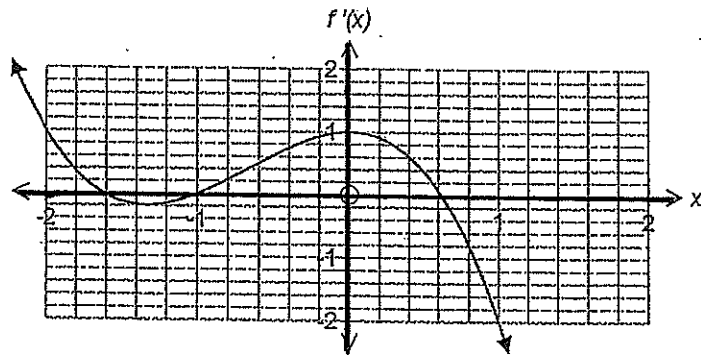
(A)



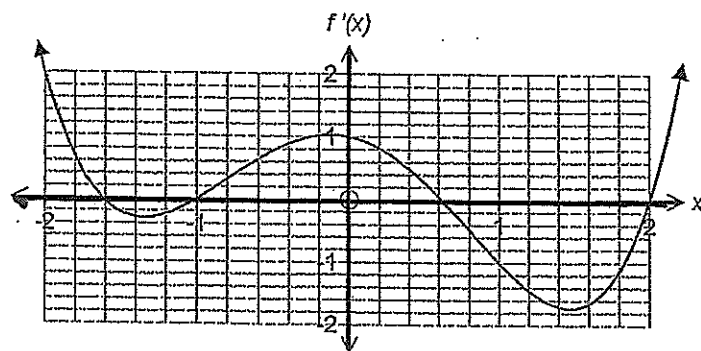
(B)



(C)



(D)



Section II

Total marks 55

Attempt questions 6 – 10

Allow about 65 minutes for this section

Show all necessary working out

Start each question on a new page

QUESTION 6 (11 marks)

MARKS

a) Differentiate

i) $y = (x + 3)(x^2 - 1)$ 2

ii) $y = x\sqrt{2x - 5}$ 2

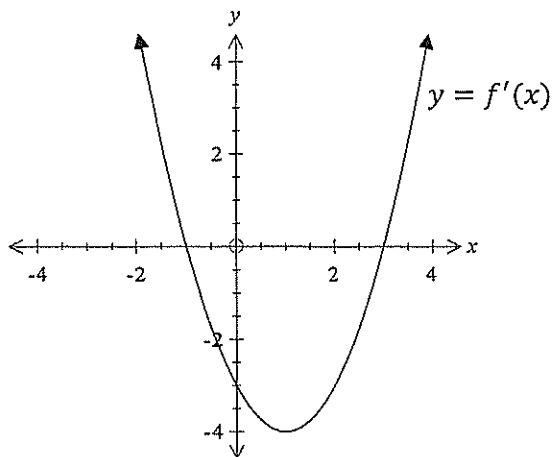
iii) $y = \frac{2x+3}{x^2+1}$ 2

b) The first term of a Geometric Series is 16 and the common ratio is $\frac{1}{n}$.

i) For what values of n will this series have a limiting sum? 2

ii) Calculate the limiting sum of the series where $n = 4$ 2

c) Below is a graph of $y = f'(x)$. Given that $f(-1) = 3$ and $f(3) = -1$, sketch a graph of $y = f(x)$. 1



QUESTION 7 (11 marks)

Start a new page

MARKS

- a) The first 3 terms of an Arithmetic Progression are 50, 43, 36. If the last term is -27, find the sum of the series. 3
- b) For the curve $y = 2x^3 - 6x^2 - 18x + 1$
- i) find the stationary points and determine their nature 3
 - ii) find the co-ordinates of any points of inflexion. 2
 - iii) Sketch the curve for the domain $-2 \leq x \leq 5$ 2
 - iv) What is the absolute maximum value of the function in this domain? 1

QUESTION 8 (11 marks) Start a new piece of paper

MARKS

- a) Find the equation of the tangent to the curve $y = 2x^2 - 2$ at the point where the tangent is parallel to the line $y = 4x + 1$ 3
- b) Find
- i) $\int \sqrt{x^3} dx$ 1
- ii) $\int \frac{2x-1}{x^3} dx$ 2
- c) Joan deposits \$350 into a special savings account on the first day of each month for two years. The interest rate is 9 %p.a. compounded monthly. Find the total amount in her savings account at the end of the two year period. 3
- d) The gradient function for a curve which passes through the point (1, 2) is $4x^3 - 3x^2 + 6$. Find the equation of the curve. 2

QUESTION 9 (11 marks) Start a new piece of paper

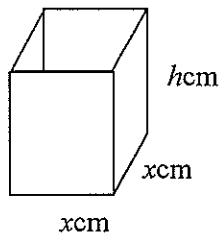
MARKS

- a) Evaluate $\int_3^5 (3x - 2)^5 dx$ 2
- b) A sum of \$15 000 is borrowed at 12% pa interest, calculated on the balance owing at the end of each month. The money is to be repaid at monthly intervals over 5 years.
- i) If M stands for the monthly repayment, show that the amount owing at the end of the second month is given by 2
$$A_2 = 15\,000 (1.01)^2 - M (1.01 + 1)$$
- ii) Write a general expression for the amount owing after n months. 1
- iii) Find the monthly repayment. 3
- c) Find the area bounded by the curve $y = x^3 + 1$ and the x -axis between $x = -1$ and $x = 3$. 3

QUESTION 10 (11 marks) Start a new page

MARKS

- a) Find a value for n which when added to each 2, 5 & 9 will give a set of three numbers in geometric progression. 2
- b) Find the area between the curve $y = \sqrt{2x - 1}$, the y -axis and the lines $y = 1$ & $y = 3$ 3
- c) A box with a square base and an open top is made of thin material. The box is to have a capacity of 32cm^3



- i) Find an expression for the height of the box, h cm, in terms of x . 1
- ii) Show that the surface area, A , of the box is given by
$$A = x^2 + \frac{128}{x}$$
 2
- iii) Find the dimensions of the box that give the minimum surface area. 3

STANDARD INTEGRALS

$$\int x^n dx = \frac{1}{n+1}x^{n+1}, \quad n \neq -1; \quad x \neq 0, \text{ if } n < 0$$

$$\int \frac{1}{x} dx = \ln x, \quad x > 0$$

$$\int e^{ax} dx = \frac{1}{a}e^{ax}, \quad a \neq 0$$

$$\int \cos ax dx = \frac{1}{a}\sin ax, \quad a \neq 0$$

$$\int \sin ax dx = -\frac{1}{a}\cos ax, \quad a \neq 0$$

$$\int \sec^2 ax dx = \frac{1}{a}\tan ax, \quad a \neq 0$$

$$\int \sec ax \tan ax dx = \frac{1}{a}\sec ax, \quad a \neq 0$$

$$\int \frac{1}{a^2+x^2} dx = \frac{1}{a}\tan^{-1}\frac{x}{a}, \quad a \neq 0$$

$$\int \frac{1}{\sqrt{a^2-x^2}} dx = \sin^{-1}\frac{x}{a}, \quad a > 0, \quad -a < x < a$$

$$\int \frac{1}{\sqrt{x^2-a^2}} dx = \ln\left(x + \sqrt{x^2-a^2}\right), \quad x > a > 0$$

$$\int \frac{1}{\sqrt{x^2+a^2}} dx = \ln\left(x + \sqrt{x^2+a^2}\right)$$

NOTE : $\ln x = \log_e x, \quad x > 0$

Name _____ Teacher _____

Mathematics

March 2013

SECTION I

Completely fill the response oval representing the most correct answer.

1. A ○ B ○ C ○ D ○
2. A ○ B ○ C ○ D ○
3. A ○ B ○ C ○ D ○
4. A ○ B ○ C ○ D ○
5. A ○ B ○ C ○ D ○

SECTION 1

1. D

2. C

3. A

4. C

5. B

SECTION 2

QUESTION 6

a) i) $y = x^3 + 3x^2 - 2x - 3$

$\frac{dy}{dx} = 3x^2 + 6x - 2$

ii) $y = x(2x-5)^{\frac{1}{2}}$

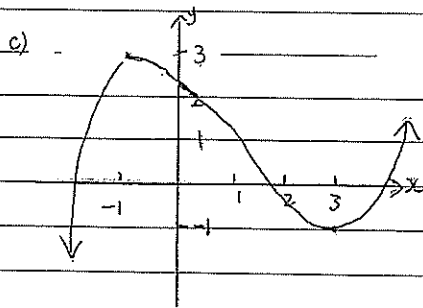
$\frac{dy}{dx} = 1 \cdot (2x-5)^{\frac{1}{2}} + \frac{1}{2}(2x-5)^{-\frac{1}{2}} \cdot 2 \cdot x$
 $= \sqrt{2x-5} + \frac{x}{\sqrt{2x-5}}$

b) $a = 16, r = \frac{1}{n}$

i) For limiting sum $|r| < 1$

$n > 1, n < -1$

ii) $S = \frac{a}{1-r}$
 $= \frac{16}{1-\frac{1}{4}}$
 $= 21\frac{1}{3}$



iii) $y = \frac{2x+3}{x^2+1}$

$\frac{dy}{dx} = \frac{2(x^2+1) - 2x(2x+3)}{(x^2+1)^2}$

$= \frac{2x^2+2-4x^2-6x}{(x^2+1)^2}$

$= \frac{-2x^2-6x+2}{(x^2+1)^2}$

QUESTION 7

a) $a = 50, d = -7, T_n = -27$

$T_n = a + (n-1)d$

$-27 = 50 + (n-1)(-7)$

$-77 = -7(n-1)$

$n-1 = 11$

$n = 12$

$S_n = \frac{n}{2}(a+d)$

$S_{12} = \frac{12}{2}(50-27)$

$= 138$

b) $y = 2x^3 - 6x^2 - 18x + 1$

i) $\frac{dy}{dx} = 6x^2 - 12x - 18$

$\frac{d^2y}{dx^2} = 12x - 12$

stat pts at $\frac{dy}{dx} = 0$

$6x^2 - 12x - 18 = 0$

$6(x^2 - 2x - 3) = 0$

$(x-3)(x+1) = 0$

$x = 3, x = -1$

$y = -53, y = 11$

\therefore Stat pts at $(3, -53)$ & $(-1, 11)$

at $x = 3, \frac{d^2y}{dx^2} > 0 \therefore$ concave up

\therefore Min tp at $(3, -53)$

at $x = -1, \frac{d^2y}{dx^2} < 0 \therefore$ concave down

\therefore Max tp at $(-1, 11)$

ii) For inflexion pts $\frac{d^2y}{dx^2} = 0$

$12x - 12 = 0$

$x = 1$

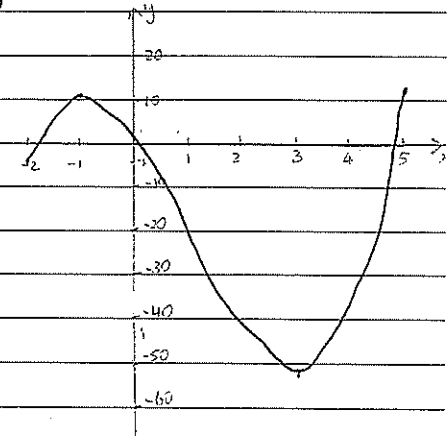
$y = -21$

x	$\frac{1}{2}$	1	$1\frac{1}{2}$
$\frac{d^2y}{dx^2}$	-	0	+

\therefore concavity changes

\therefore inflexion pt at $(1, -21)$

iii)



iv) Absolute maximum = 11

QUESTION 8

a) $y = 2x^2 - 2$

$\frac{dy}{dx} = 4x$

$m_1 = 4x$

$y = 4x + 1$

$m_2 = 4$

$\therefore 4x = 4$ (parallel lines have the same gradient)
 $x = 1$
 $y = 0$

$y - y_1 = m(x - x_1)$

$y - 0 = 4(x - 1)$

$y = 4x - 4$

b) First \$350 = 350 \times 1.0075^{24}

2nd \$350 = 350 \times 1.0075^{23}

⋮

last \$350 = 350 \times 1.0075

total = $\frac{350 \times 1.0075 (1.0075^{24} - 1)}{1.0075 - 1}$

= \$9234.71

c) i) $\int x^{\frac{1}{2}} dx = \frac{2}{3} x^{\frac{3}{2}} + C = \frac{2}{3} \sqrt{x^3} + C$

ii) $\int \frac{2x-1}{x^2} dx = \int (\frac{2}{x} - \frac{1}{x^2}) dx$
 $= \int (2x^{-2} - x^{-3}) dx$
 $= -2x^{-1} + \frac{1}{2} x^{-2} + C$
 $= -\frac{2}{x} + \frac{1}{2x^2} + C$

d) $\frac{dy}{dx} = 4x^3 - 3x^2 + 6$

$y = x^4 - x^3 + 6x + C$

at $x=1, y=2 \quad C=-4$

$\therefore y = x^4 - x^3 + 6x - 4$

QUESTION 9

a) $\int_3^5 (3x-2)^5 dx$
 $= \left[\frac{1}{6 \times 3} (3x-2)^6 \right]_3^5$

$= \frac{1}{18} (3 \times 5 - 2)^6 - \frac{1}{18} (3 \times 3 - 2)^6$

= 261 620

b) \$15000 $r = 1\%$ per month $n = 60$

i) $A_1 = 15000 \times 1.01 - M$

$A_2 = (15000 \times 1.01 - M) \times 1.01 - M$

$= 15000 \times 1.01^2 - 1.01M - M$

$= 15000 \times 1.01^2 - M(1.01 + 1)$

ii) $A_n = 15000 \times 1.01^n - M(1 + 1.01 + \dots + 1.01^{n-1})$

iii) $A_{60} = 15000 \times 1.01^{60} - M(1 + 1.01 + \dots + 1.01^{59})$

but $A_{60} = 0$

$15000 \times 1.01^{60} - M(1 + 1.01 + \dots + 1.01^{59}) = 0$

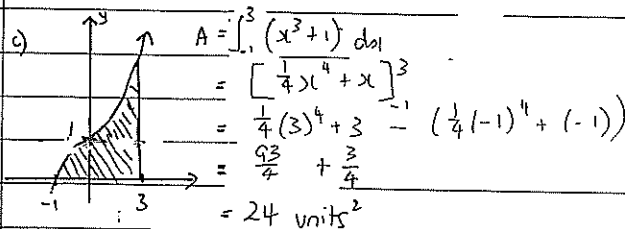
$M = \frac{15000 \times 1.01^{60}}{1 + 1.01 + \dots + 1.01^{59}}$

$= \frac{15000 \times 1.01^{60}}{1(1.01^{60} - 1)}$

$= \frac{15000 \times 1.01^{60}}{1.01 - 1}$

$= \frac{15000 \times 1.01^{60}}{0.01}$

= \$333.67



QUESTION 10

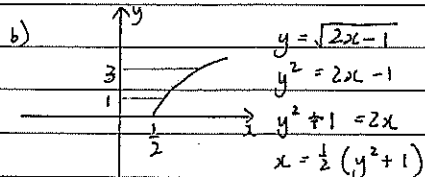
a) $2+n, 5+n, 9+n$

$$\frac{5+n}{2+n} = \frac{9+n}{5+n}$$

$$(5+n)^2 = (9+n)(2+n)$$

$$25 + 10n + n^2 = 18 + 11n + n^2$$

$$n = 7$$



$$\text{Area} = \int_1^3 \frac{1}{2}(y^2+1) dy$$

$$= \frac{1}{2} \left[\frac{1}{3}y^3 + y \right]_1^3$$

$$= \frac{1}{2} \left(\frac{1}{3}(3)^3 + 3 - \left(\frac{1}{3} + 1 \right) \right)$$

$$= 5\frac{1}{3} \text{ units}^2$$

c) i) $V = x \times x \times h$

$$32 = x^2 h$$

$$h = \frac{32}{x^2}$$

ii) $A = x^2 + 4xh$

$$= x^2 + 4x \times \frac{32}{x^2}$$

$$= x^2 + \frac{128}{x} = x^2 + 128x^{-1}$$

iii) $\frac{dA}{dx} = 2x - 128x^{-2}$

at $x=4$, $\frac{d^2A}{dx^2} > 0 \therefore$ concave up

\therefore Minimum at $x=4$

\therefore Dimensions are $4\text{cm} \times 4\text{cm} \times 2\text{cm}$

$$\frac{d^2A}{dx^2} = 2 + 256x^{-3}$$

stat pts at $\frac{dA}{dx} = 0$

$$2x - 128x^{-2} = 0$$

$$2x - \frac{128}{x^2} = 0$$

$$\frac{2x^3 - 128}{x^2} = 0$$

$$2(x^3 - 64) = 0$$

$$(x-4)(x^2 + 4x + 16) = 0$$

$$x = 4$$

$$h = 2$$